



Instruction Manual

Portable Cordless Fan

Model No.:HPCF45

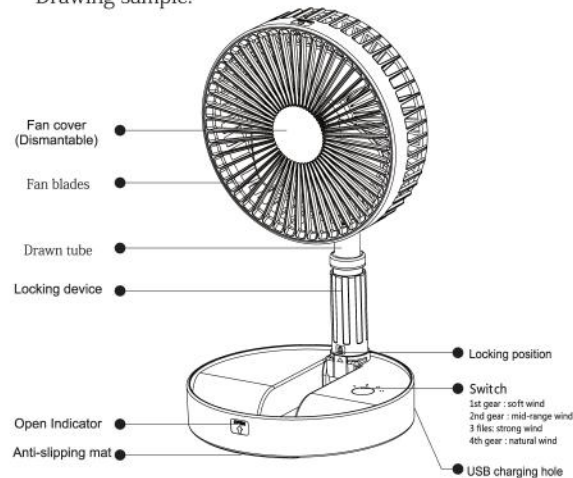


- Thanks for choosing our storable fan, please read the Instruction Manual carefully before use.
- Please keep the warranty card carefully for better after-sales service.

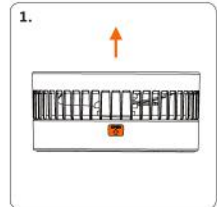
Product Specification:

Product Name :Portable Cordless Fan	Working time: 5~22 hours
Product model:HPCF45	Charging time: 4.5 hours
Main material: aluminum alloy & ABS plastic	Noise decibel: 30~40db
Battery model: lithium battery 18650	Discharge power: 1.3~4.8W
Battery model: 3.7V 7200mAh	Discharge current: 278~970mA
Product size: 197*197*93mm (folded)	Charging voltage: DC 5V
197*197*975mm (extension)	Working wind speed: 2.3~4.0m/s

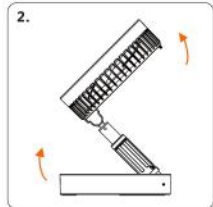
Drawing sample:



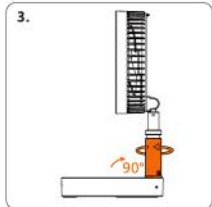
Operations:



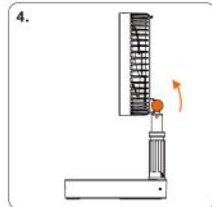
While it is folded, plug upwards from the "OPEN" position, then open the fan



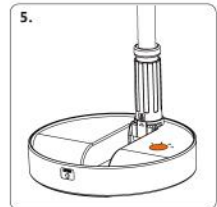
Open the fan follow the arrow direction



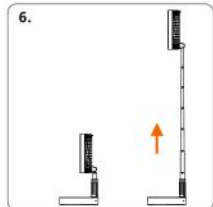
Turn the angle to 90° vertical, and then clockwise lock the handle device to fix the angle after opening the fan.



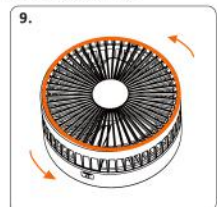
180° up and down adjustment available.



Clicking the switch to display the battery voltage double-clicking it to turn on the fan, grade number 1,2,3 for power adjustment, grade 4 for natural wind



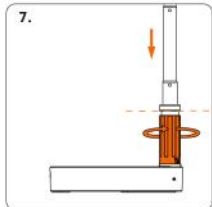
Variable height for the fan available. Pay attention to gently pulling the rod up or down while using the pull rod



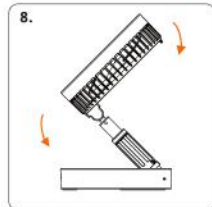
Holding the fan cover with both hands and anti-clockwise rotating the frame left to open



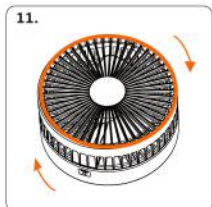
Take out the detachable cover to clean the dust. Use dry cloth to wipe the machine body, forbidden to wash with water



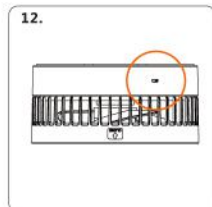
Folding 1: please anti-clockwise rotate the handle device to release it



Folding 2: while the handle device released, the tube pulled down to the original position, fold the fan please



Align the buckle position, clockwise rotate the frame to mount it back after the fan cover was dried standing



Micro USB charging slot. Use normal DC 5V USB charger. (Power pack not included).

Safety Caution:

- Please confirm the applied field and facility limited place to use this product, act contrary to public order would be forbidden
- Do not place this product on high and uneven countertops or floors, avoid any falling damage
- Do not use the power supply beyond the product load which might cause the product heating and the circuit board burning out
- Do not disassemble or modify this product by yourself.
- This product is prone to heat generation of electrical motor due to long time usage. It is recommended to use no more than 4 hours.
- Do not hit or throw this product, it would be easily cause internal troubles.
- Do not place the product in a cool, humid place.
- Do not throw the product into the fire, keep it away from the fire.
- Warning: This product is not suitable for children no more than 3 years old to use individually

SPECIFICATIONS

Model	Description	Charging Input	Battery Capacity
HPCF45	Protabel Cordless Fan	DC5V 2A	3.7V 7200mAh

CUSTOMER SERVICE

Australian Customer Service
GAF Control (Sales) Pty Ltd
P.O. Box 19
Altona North Victoria 3025
Phone: 1300 659 489
Hours: 9am-5pm (EST) Mon-Fri
www.gafcontrol.com.au

*This product may vary slightly to the product illustrated due to ongoing product development.

Warranty Statement

GAF Control (Sales) Pty Ltd provides a **12-MONTH WARRANTY** for products purchased within Australia. Please refer to the terms and conditions of the warranty as stated below.

The benefits of this warranty are provided in addition to other rights and remedies you may have under a law in relation to the goods and services to which this warranty relates. Our goods come with guarantees that cannot be excluded under the Australian Consumer Law. You are entitled to a replacement or refund for a major failure and for compensation for any other reasonably foreseeable loss or damage. You are also entitled to have goods repaired or replaced if the goods fail to be of acceptable quality and the failure does not amount to a major failure.

Before making a claim under warranty, please refer to your user/installation manual to ensure that you have followed correct operating procedures of your product, and refer to the trouble shooting section to assist solving any problems you may have.

This information can also be found at our website www.gafcontrol.com.au

*Terms and Conditions:

- The warranty period begins from the day of purchase.
- Your proof of purchase **MUST** be produced before free service or a replacement will be provided.
- Where the Product is replaced pursuant to this Warranty, the replacement Product will be subject to the warranty terms and warranty commencement date of the original product.
- This warranty is only valid if the product is operated and maintained in accordance with the manufacturer's instructions.
- The appliance must not be modified or changed in any way.
- Fans and fixed wiring products must only be installed by persons who are appropriately licensed by the applicable state regulatory body. Therefore to protect our repair personnel, on-site warranty will not be accepted if products have been installed by unlicensed persons.
- Small Appliances (including Bar Fridges up to 120 Litres) will be subject to a replacement if the product is found to be faulty within 12 months of purchase and proof of purchase can be provided at the place of purchase. Large Appliances will be subject to In-Home Warranty upon provision of proof of purchase.
- Hard-wired Products (such as ceiling fans) will be subject to 12-months In-Home Warranty only when installed by a qualified trades person and the qualified installers details are provided to GAF Control upon request.

*Warranty Exclusions:

A claim may be refused if the defective claim has arisen for reasons other than a manufacturers fault or defective parts or workmanship. Circumstances in which a warranty claim may be declined include, but are not limited to the following:

- Normal wear and tear;
- Misuse or abuse, including failure to properly maintain or service;
- Damages caused by improper or incorrect installation, force-majeure, electrical surges, lightning, power grid fluctuations, water or by connection to alternative power supply sources (such as solar inverters etc), are not eligible for warranty repair;
- Insect or vermin infestation;
- Failure to clean or improper cleaning and/or operation of the product;
- If the product is modified without authorisation from GAF Control (Sales) Pty Ltd in writing;
- If you are unable to supply a certificate of compliance for installation of any type as required by State & Territory Laws

Under these circumstances, if the goods are found to be free of defects or any of the above, the customer will be responsible for payment to the service agent.

Other warranty exclusions include but are not limited to:

- Special access equipment such as scaffolding, scissor lifts or cherry pickers, etc. The need for such equipment must be stated when booking a service call and will be charged to the customer on site by the attending service agent.

1

- Damage to property including furniture, carpets, walls, ceilings or any other event either directly or indirectly are excluded from warranty;
- This product is only covered under warranty for a period of 90 days when used in a commercial application
- Any losses or expenses incurred by you in relation to the product or making a claim under this warranty including without limitation any costs associated with installation, reinstallation or transporting the product;
- Light globes, remote controls, batteries, filters or similar perishables parts are not covered under this warranty

*Important Information:

Please note that all ceiling fans, and some other appliances, will make some audible noise. Signals sent through the power grid by the electricity supplier for off peak hot water, street lights and other signals, may cause an intermittent humming noise in your electrical appliances. These noises do not occur as a manufacturers fault and are not covered under warranty. Light fittings may accentuate noises and vibrations and can often be traced back to loose fitting glass or other components.

Before making a claim, please ensure that you have read through this document and taken all necessary steps to ensure that you have complied with and understand the points above.

Product fitness for purpose and overall design/sizing is solely the responsibility of the dealer / installer and, to the extent permitted by law, GAF Control (Sales) Pty Ltd takes no responsibility for, and this warranty does not cover, any loss that is suffered by you as a result directly or indirectly purchasing a product that is not fit for the purpose you intended or is in any other way inadequate for this purpose.

GAF Control (Sales) Pty Ltd does not cover travelling costs incurred by their service agents where service is requested by the purchaser 25km outside of the service network and a fee may be charged to attend your home.

*Making a Claim:

- When calling to make a claim for warranty, please ensure that you have the following information on hand:
 1. Model Number of product
 2. Date and place of purchase
 3. The nature of the fault

4. Installers license number and phone number (where necessary)
5. Your name, contact address, email, telephone and fax numbers

ADDRESS: 441 Kororoit Creek Road
Altona Victoria 3018

PHONE: (03) 8368 1800

EMAIL: gaf@gafcontrol.com.au

FOR SERVICE PLEASE CALL: 1300 767 041

FOR SPARE PARTS PLEASE CALL: 1300 659 489

BRAND: _____
PRODUCT: _____
MODEL NUMBER: _____
DATE CODE: _____
DATE OF PURCHASE: _____
PLACE OF PURCHASE: _____

FOR PRODUCTS REQUIRING INSTALLATION:

NAME OF INSTALLER: _____
PHONE NUMBER: _____
LICENSE NUMBER: _____
DATE OF INSTALLATION: _____