




Swan

designed for life



**12 Inch (30cm) Red
Eva Desk Fan**
Model: SFA1EDRA

v1.1





IMPORTANT INFORMATION - RETAIN FOR FUTURE USE

When using any electrical appliance, basic safety precautions should always be followed including the following:

PLEASE READ ALL INSTRUCTIONS CAREFULLY BEFORE USING THIS PRODUCT.

WARNING! to reduce the risk of fire, electrical shock or injury to persons or property:

- Always operate the product from a power source of the same voltage, frequency and rating as indicated on the product identification plate.
- Remove the unit from its packaging and check to make sure it is in good condition before using.
- Do not let children play with parts of the packaging (such as plastic bags).
- Close supervision is necessary when the product is used by or near children or infirm persons. Do not allow children to operate the unit.
- Incorrect operation and improper use can damage the appliance and cause injury to the user.
- Do not operate any product with a damaged cord or plug, or is dropped or appears damaged in any way. Return the complete product to the place of purchase for inspection, repair or replacement (if under warranty).
- Before unplugging the power cord, be sure to turn the power off. When touching the unit, be sure your hands are dry to prevent electrical shock.
- Remove the plug from the socket by gripping the plug. Do not pull on the cord to disconnect the appliance from the mains. Always unplug the unit when not in use, before cleaning or when adding or removing parts.
- Never install the unit where it is exposed to direct sunlight, excessive moisture/rain, dust and lack of ventilation near any heat sources.
- Never immerse the unit in water or any other liquid for cleaning purposes.
- Avoid making contact with moving parts. **CAUTION:** Never insert fingers, pencils or any other objects (hair, clothes, utensils, knives, screw drivers, etc.) through the guards whenever the power plug is connected, especially while the unit is working.
- Always place the fan on a stable, level surface when operating to prevent the fan from overturning. Do not run the power cord under carpet. Do not cover the power cord with throw rugs or runners. Route the power cord away from walking paths so that nobody can trip over it. The cable should be kept away from heat, sharp edges and oil.
- To reduce the risk of electrical shock, do not immerse or expose the product of flexible cord to rain, moisture or any liquid other than those necessary for correct operation of the product.



IMPORTANT INFORMATION - RETAIN FOR FUTURE USE

- This product should not be used in the immediate vicinity of water, such as bathtub, washbowls, bathroom swimming pool etc., where the likelihood of immersion or splashing could occur.
- Be sure that no other high current appliances are plugged into the same circuit as your fan, as an overload can occur.
- The use of accessory attachments that are not recommended or supplied by the manufacturer may result in injuries, fire or electric shock.
- Do not let the cord hang over the edge of a table or counter. Ensure that the cord is not in a position where it can be pulled on inadvertently.
- Do not allow the cord to touch hot surfaces and do not place on or near a hot gas or electric burner or in a heated oven.
- Do not use the appliance on a gas or electric cooking top or over or near an open flame.
- Avoid the use of an extension cord as the extension cord may overheat and cause a risk of fire.
- Do not use outdoors. **FOR INDOOR USE ONLY.**
- Do not use the appliance for other than its intended use.
- **CAUTION:** Do not cover the grill, or operate in close proximity to curtains etc. in order to avoid overheating and fire.
- This appliance is intended to be used in household and similar applications such as: staff kitchen areas, in shops, offices and motels and other working environments; farm houses; by clients in hotels, motels and other residential type environments; bed and breakfast type environments.
- In case of technical problems, switch off the product and do not attempt to repair it yourself. Return the appliance to an authorised service facility for examination, adjustment or repair. Always insist on the use of original spare parts. Failure to comply with the above mentioned precautions and instructions, could affect the safe operation of this product.
- Your appliance must never be switched on through an external timer or any kind of separate remote control system.
- Do not carry the appliance by the power cord.
- Do not leave the appliance unattended during use. Always unplug the unit when not in use or before cleaning.
- Ensure that the unit is switched off after use. The manufacturer does not accept responsibility for any damage or injury caused by improper or incorrect use, or for repairs carried out by unauthorised personnel.
- Use this fan as described in this manual. Any other uses, not recommended by the manufacturer, may cause fire, electric shock, or injury to persons and may void the warranty.
- Do not leave the appliance unattended during use. Always unplug the unit when not in use or before cleaning.



IMPORTANT INFORMATION - RETAIN FOR FUTURE USE

- This appliance is not intended for use by persons (including children) with reduced physical, sensory or mental capabilities, or lack of experience and knowledge, unless they have been given supervision or instruction concerning the use of the appliance by a person responsible for their safety.
- The installation of a residual current device (safety switch) is recommended to provide additional safety protection when using electrical appliances. It is advisable that a safety switch with a rated residual operating current not exceeding 30mA be installed in the electrical circuit supplying the appliance. See your electrician for professional advice.



TECHNICAL DATA

Description: 12 INCH (30CM) RED EVA DESK FAN

Model: SFA1EDRA

Input Voltage: 220-240V

Frequency: 50/60Hz

Power Consumption: 35 Watts



BEFORE FIRST USE

Please read and follow the instructions in this user manual even if you feel you are familiar with the product, and find a place to keep it handy for future reference.

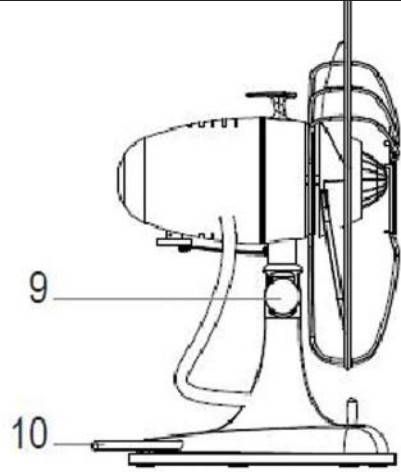
For your convenience record the complete model number (located on the product identification plate) and the date you received your product, together with your purchase receipt and attach to the warranty and service information. Retain in the event that warranty service is required.

Before use, remove all packaging and inspect the appliance for any damage. If there appears to be any damage, please take the unit back to place of purchase for a replacement.

NOTE: The rating of this product (as marked on the product identification plate) is based on specific loading tests. Normal use or the use of other recommended attachments may draw significantly less power.



FEATURES AND PARTS



- | | |
|-----------------------|--------------------------|
| 1. Grid | 6. On/ Off/ Speed Switch |
| 2. Blades | 7. Base |
| 3. Decoration | 8. Decorative Hole |
| 4. Motor | 9. Head Tilt Knob |
| 5. Oscillation Button | 10. Cable |



HOW TO USE

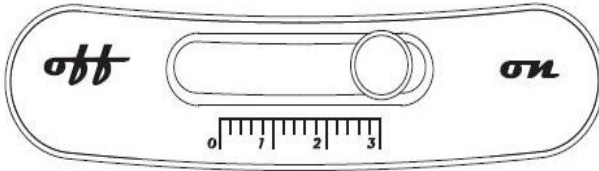
NOTE: Before inserting the plug into a power outlet, make sure the correct voltage being used corresponds to what is indicated on the rating label, and that the socket has an earth facility.

The fan is already fully assembled and ready to use. It is best to select the fan position before connecting to the mains supply. Always place the fan on a suitable, flat, stable surface away from strong heat sources (e.g. direct sunlight).

NOTE: The fan is provided with decoration [3] placed on the top of the motor, this decoration is not a handle. The decorative hole placed on the back of the base [8]; this hole is just a memory of the 50's design and its function is a decorative only. **DO NOT HANG THE FAN TO THE WALL.**

WARNING: Never insert fingers, pencils or any other objects (hair, clothes, utensils, knives, screw drivers, etc.) through the guards whenever the power plug is connected, especially while the unit is working. Avoid making contact with moving parts!

1. Make sure the On/Off/ Speed Switch is in “Off” (0) position and insert the plug of the fan in a socket.
2. To turn the fan “On”, slide the switch in the ON position.
3. To select the desired speed, slide the switch in position 1 (low speed), or position 2 (medium speed), or position 3 (high speed).
4. To turn the fan “Off”, slide the switch in the OFF position.



- 0 = Off
- 1 = Low Speed
- 2 = Medium Speed
- 3 = High Speed

To activate the automatic left/right oscillation, push the related oscillation button (5) placed on the back of the motor. To deactivate this function, push again this button. To adjust the head tilt angle, turn the fan “OFF” and loosen the Head Tilt Knob (9); move the head of the fan up or down according to your need, and tightehn the knob (9) to fix the position.

NOTE: Always turn off the fan before moving it, cleaning it or adjusting the tilt angle of the head of the fan.

CARE AND MAINTENANCE

NOTE: If the power cord set of this appliance becomes damaged, discontinue use. Repairs should be undertaken only by a qualified technician.

CAUTION: To avoid risk of electric shock, you must always switch off and unplug the fan before cleaning.

- Your appliance must be switched OFF via the main power supply and unplugged, and allow it to cool down before proceeding with any cleaning, assembling or disassembling.
- Clean the housing with a damp cloth, a vacuum cleaner brush nozzle over the fan grille to remove any dust or dirt that may have accumulated.
- Never use harsh detergents, petrol, alcohol, chemical cleaners or solvents to clean the appliance, as these could deform or damage the product.
- Never immerse the appliance in water.



DOCUMENTATION

We Swan Products Ltd declare that this product confirms to the following product legislation in accordance with the following directive(s):

2004/108/EC The EMC Directive (the Electromagnetic Compatibility Directive).
SGS?????



DISPOSAL OF UNIT



Appliances bearing the symbol shown here may not be disposed of in domestic rubbish or any other household waste. You are required to dispose of old electrical and electronic appliances like this separately.

To prevent possible harm to the environment or human health from uncontrolled waste disposal, recycle it responsibly to promote the sustainable re-use of material resources. To dispose of your appliance correctly, please contact or take it to your local refuse/ recycling centre. Alternatively, contact your local council or information on your local re-use centre. Please make this product environmentally safe for recycling.



CUSTOMER SERVICE

Australian Customer Service

GAF Control (Sales) Pty Ltd
P.O. Box 19
Altona North, Victoria, 3025
Phone: 1300 659 489
Hours: 9am - 5pm (EST) Mon - Fri

www.swan-brand.com.au or www.gafcontrol.com.au

*This product may vary slightly to the product illustrated due to ongoing product development.



SWAN BRAND HERITAGE



Did you know...

In 1933 Swan were the first to develop an electric heating element that could be immersed in water. This led to the Swan kettle range that could boil up to six pints of water in just over nine minutes - pretty hot for the time! These days it takes about two minutes for a Swan kettle to boil.



WARRANTY - RETAIN FOR FUTURE USE

GAF Control (Sales) Pty Ltd provides a **24-MONTH WARRANTY** for **SWAN PRODUCTS** purchased within Australia.

Please refer to the terms and conditions of the warranty as stated below.

The benefits of this warranty are provided in addition to other rights or remedies you may have under a law in relation to the goods and services to which this warranty relates. Our goods come with guarantees that cannot be excluded under the Australian Consumer Law. You are entitled to a replacement or refund for a major failure and for compensation for any other reasonably foreseeable loss or damage. You are also entitled to have goods repaired or replaced if the goods fail to be of acceptable quality and the failure does not amount to a major failure. The above applies subject to the item not being accidentally dropped by the user or being used for purposes other than the intended use - or being tampered with. GAF Control (Sales) Pty Ltd guarantees the product for 24 months from date of purchase. Refunds or replacements at retail store level are under guidance of the stores rules/regulations. In the event of requiring assistance, the retailer from whom you purchased the product should be your first port of contact.

Before making a claim under warranty, please refer to your user/installation manual to ensure that you have followed correct operating procedures of your product, and refer to the trouble shooting section to assist solving any problems you may have.

SUPPLIER WARRANTING THIS PRODUCT:

**GAF Control (Sales) Pty Ltd
P.O. Box 19, Altona North,
Victoria, 3025, Australia.**

Due to the Swan policy of continual product development; specifications, colours and details of our products may differ slightly from what is in, or depicted in the user manual or on the product and its carton.

Product: Made in China.

This information can also be found at our website
www.swan-brand.com.au or www.gafcontrol.com.au



WARRANTY - RETAIN FOR FUTURE USE

*Terms and Conditions:

- The warranty period begins from the day of purchase.
- Your proof of purchase **MUST** be produced before free service or a replacement will be provided.
- Where the Product is replaced pursuant to this Warranty, the replacement Product will be subject to the warranty terms and warranty commencement date of the original product.
- This warranty is only valid if the product is operated and maintained in accordance with the manufacturer's instructions.
- The appliance must not be modified or changed in any way.
- Fans and fixed wiring products must only be installed by persons who are appropriately licensed by the applicable state regulatory body. Therefore to protect our repair personnel, on-site warranty will not be accepted if products have been installed by unlicensed persons.
- **Small Appliances** (including Bar Fridge up to 120 Litres) will be subject to a replacement if the product is found to be faulty within 12 months of purchase . **Large Appliances** will be subject to In-Home Warranty upon provision of proof of purchase.
- **Hard-wired Products** (such as ceiling fans) will be subjected to 12-Months In-Home Warranty only when installed by a qualified trades person and the qualified installers details are provided to GAF Control upon request.

*Warranty Exclusions:

A claim may be refused if the defective claim has arisen for reasons other than a manufacturers fault or defective parts or workmanship. Circumstances in which a warranty claim may be declined include, but are not limited to the following:

- **Normal wear and tear;**
- **Misuse or abuse, including failure to properly maintain or service;**
- **Damages caused by improper or incorrect installation force-majeure, electrical surges, lightning, power grid fluctuations, water or by connection to alternative power supply sources (such as solar inverters etc), are not eligible for warranty repair;**
- **Insect or vermin infestation;**
- **Failure to clean or improper cleaning and/ or operation of the product;**
- **If the product is modified without authorisation from GAF Control (Sales) Pty Ltd in writing;**



WARRANTY - RETAIN FOR FUTURE USE

- **If you are unable to supply a certificate of compliance for installation of any type as required by State & Territory Laws.**

Under these circumstances, if the goods are found to be free of defects or any of the above, the customer will be responsible for payment to the service agent.

Other warranty exclusions include but are not limited to:

- **Special access equipment such as scaffolding, scissor lifts or cherry pickers, etc. The need for such equipment must be stated when booking a service call and will be charged to the customer on site by attending service agent.**
- **Damage to property including furniture, carpets, walls, ceilings or any other event either directly or indirectly are excluded from warranty;**
- **This product is only covered under warranty for a period of 90 days when used in a commercial application.**
- **Any losses or expenses incurred by you in relation to the product or making a claim under this warranty including without limitation any costs associated with installation, reinstallation or transporting the product;**
- **Light globes, remote controls, batteries, filters or similar perishables parts are not covered under this warranty.**

*Important Information:

Please note that all ceiling fans, and some other appliances, will make some audible noise. Signals sent through the power grid by the electricity supplier for off peak hot water, street lights and other signals, may cause an intermittent humming noise in your electrical appliances. These noises do not occur as a manufacturers fault and are not covered under warranty. Light fittings may accentuate noises and vibrations and can often be traced back to loose fitting glass or other components.

Before making a claim, please ensure that you have read through this document and taken all necessary steps to ensure that you have complied with and understand the points above.

Product fitness for purpose and overall design/sizing is solely the responsibility of the dealer/ installer and, to the extent permitted by law, GAF Control (Sales) Pty Ltd takes no responsibility for, and this warranty does not cover, any loss that is suffered by you as a result directly or indirectly purchasing a product that is not fit for the purpose you intended or is in any other way inadequate for this purpose.



WARRANTY - RETAIN FOR FUTURE USE

GAF Control (Sales) Pty Ltd does not cover travelling costs incurred by their service agents where service is requested by the purchaser 25km outside of the service network and a fee may be charged to attend your home.

*Making a Claim:

- When calling to make a claim for warranty, please ensure that you have the following information on hand:
 1. Model Number of product.
 2. Date and place of purchase.
 3. The nature of the fault.
 4. Installers license number and phone number (where necessary).
 5. Your name, contact address, email, telephone and fax numbers.

ADDRESS: **441 Kororoit Creek Road**
Altona, Victoria, 3018,
Australia.

PHONE: **(03) 8368 1800**

EMAIL: **customerservice@swan-brand.com.au**

FOR SERVICE, PLEASE CALL: **1300 767 041**

FOR SPARE PARTS, PLEASE CALL: **1300 659 489**

BRAND: **SWAN**
PRODUCT: **12 inch (30cm) Red Eva Desk Fan**
MODEL NUMBER: **SFA1EDRA**
DATE CODE:
DATE OF PURCHASE:
PLACE OF PURCHASE:

FOR PRODUCTS REQUIRING INSTALLATION:

NAME OF INSTALLER:
PHONE NUMBER:
LICENSE NUMBER:
DATE OF INSTALLATION:



www.swan-brand.com.au



We love
what we do



we're proud
of our quality



Find us on Facebook

* on selected products

Copyright © Swan Products Ltd.

